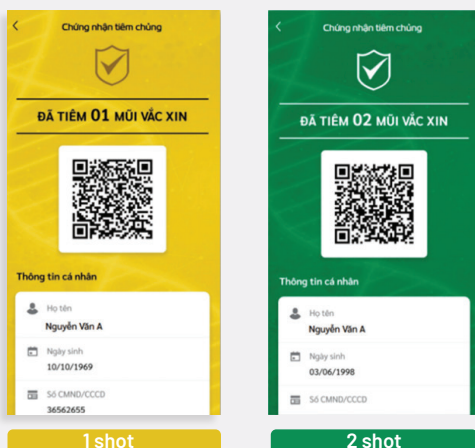


STEP 05

Click on icon number 4 to see your vaccination information.
Click on the QR to see the detail of the shot.



You can also check your Covid-19 vaccination information on the website:
<https://tiemchungcovid19.gov.vn/portal>

STEP 01 Access to the link <https://tiemchungcovid19.gov.vn>, in the "Lookup/Search" section select "Look up/Search injection certificate" or to the link <https://tiemchungcovid19.gov.vn/portal/search>

STEP 02 Provide complete and accurate personal information of the person to be searched, then click "Lookup/Search" again. Note: (*) denotes required fields.

STEP 03 Enter the OTP code received from the phone number provided in step 2 and click confirm to finish the operation.

You can also request to adjust your Covid-19 vaccination information by providing complete information, upload a photo of "Certificate of vaccination against Covid-19" at link:

<https://tiemchungcovid19.gov.vn/portal/portal-report>

FV
HOSPITAL



Joint Commission International
Gold Seal of Approval®

USING THE **ELECTRONIC HEALTH BOOK APPLICATION** TO CHECK YOUR COVID-19 VACCINATION CERTIFICATE

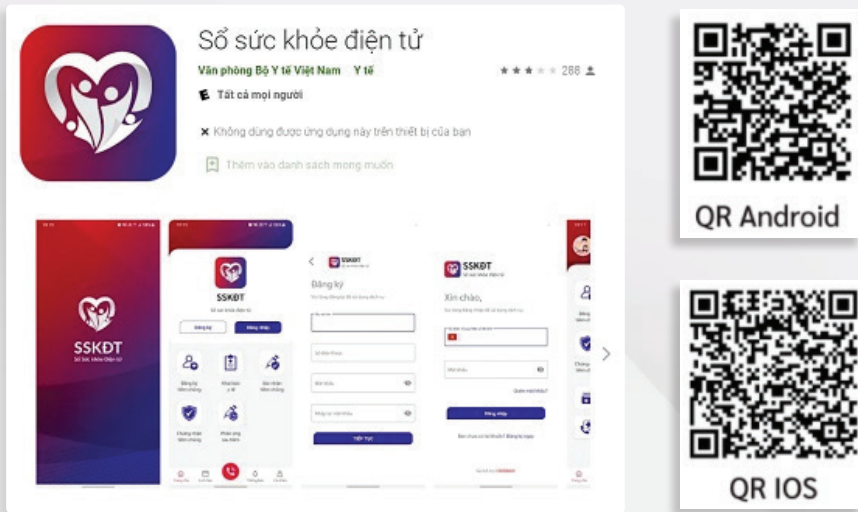


Electronic Health Book application (Sổ sức khỏe điện tử) is an application on the electronic device platform of the Ministry of Health to help people know and manage their own health information, be proactive in disease prevention and their health care.

With the Electronic Health Book application, each person who has been vaccinated against Covid-19 vaccine in Vietnam will have an electronic "Certificate of Immunization" by QR code, accompanied by a certificate of vaccination against COVID-19 according to regulations of the Ministry of Health.

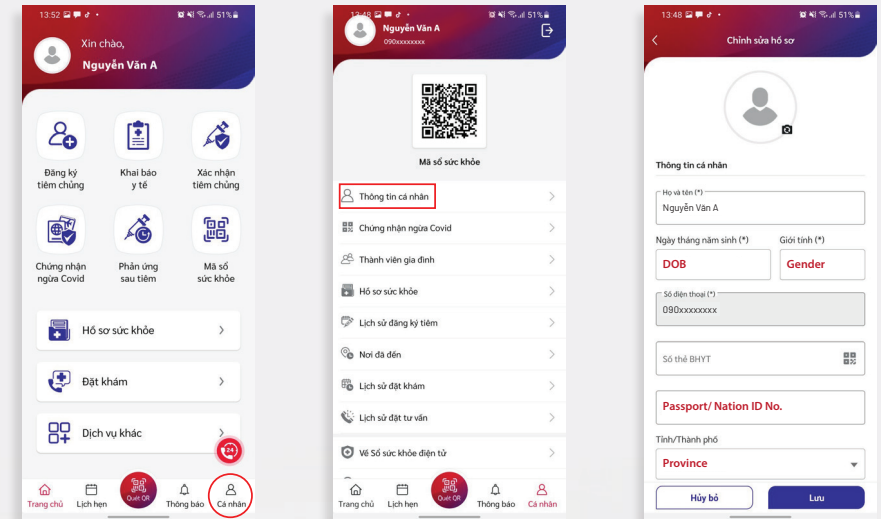
STEP 01

Go to APP STORE or G00GLE PLAY searching for: **‘Sổ sức khỏe điện tử’** or scan below QR to install the app.



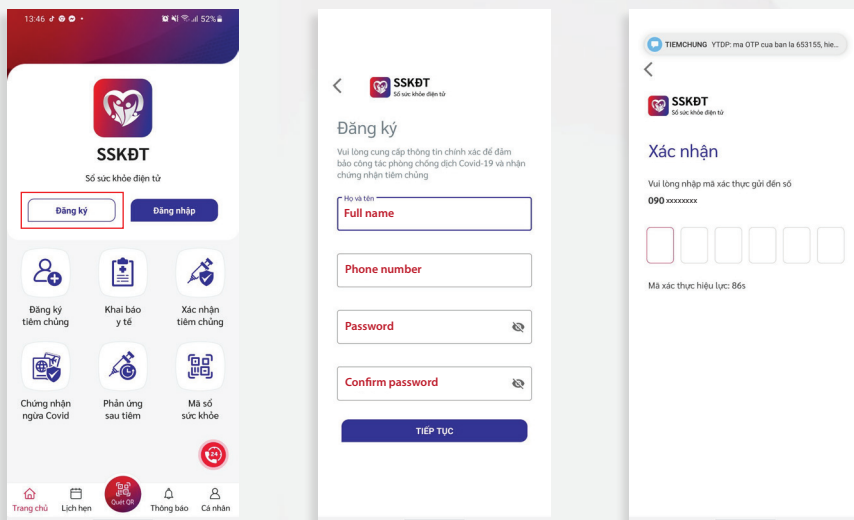
STEP 03

On main screen, choose “Cá nhân” to input your personal data including DoB, Passport/ National ID number



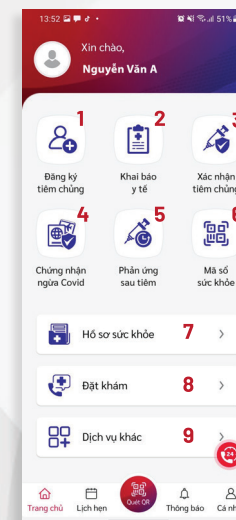
STEP 02

Registration: use your full name & phone number to register an account. The full name and phone number should be the same to the ones provided when vaccinated



STEP 04

Choose icon you want to access



1. Vaccination Registration Utility: Register for COVID-19 vaccine
2. Health declaration
3. Vaccination Confirmation Utility: Provide information on whether to agree to receive the COVID-19 vaccine
4. Vaccination Certificate Utility: Certificate of vaccination against COVID-19
5. Post-Injection Response Utility: Provides medical information about health status, symptoms that occur if any after being vaccinated with COVID-19 vaccine.
6. Health book code
7. Health Records widget: Information about Personal Health Records
8. Book an appointment: Book an appointment at a medical facility
9. Other services